



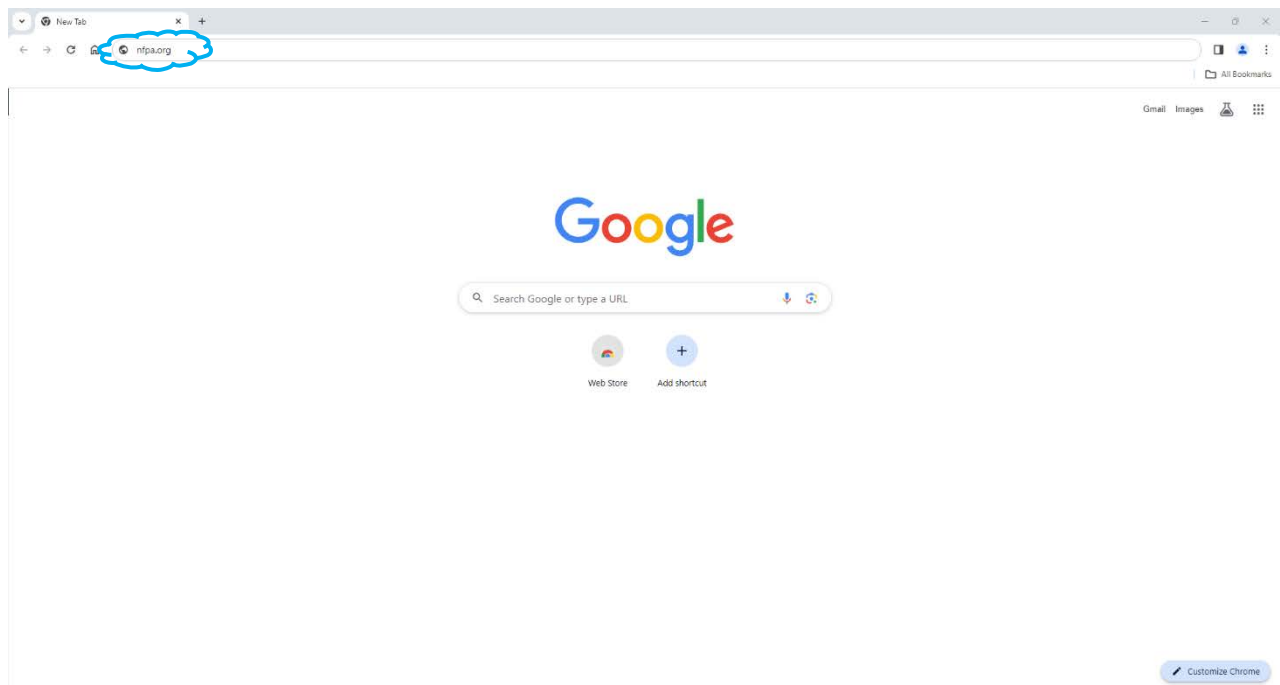
## FREE ACCESS FOR NFPA 70 – NATIONAL ELECTRICAL CODE 2023

The National Electrical Code (NEC), also called the NFPA 70, is the bare minimum standard of safety approved by the National Fire Protection Association of the United States of America. Many organizations and countries worldwide have established these as minimal legal standards for the installation of electrical equipment and wiring. The NEC exists as a practical safeguard for installing electrical systems by spelling out the requirements needed for an electrical installation that is free from electrical hazards. It isn't intended to operate as a design guide, but as a simple standard of safety.

To assist the local wiremen of Belize, the PUC has created this guide that shows the steps required to view a "read-only" copy of the 2023 NEC code. This will provide wiremen with an easily accessible reference for the most updated version of the NEC code which will assist them in preparing their submissions and fixing any corrections necessary when required with their submissions.

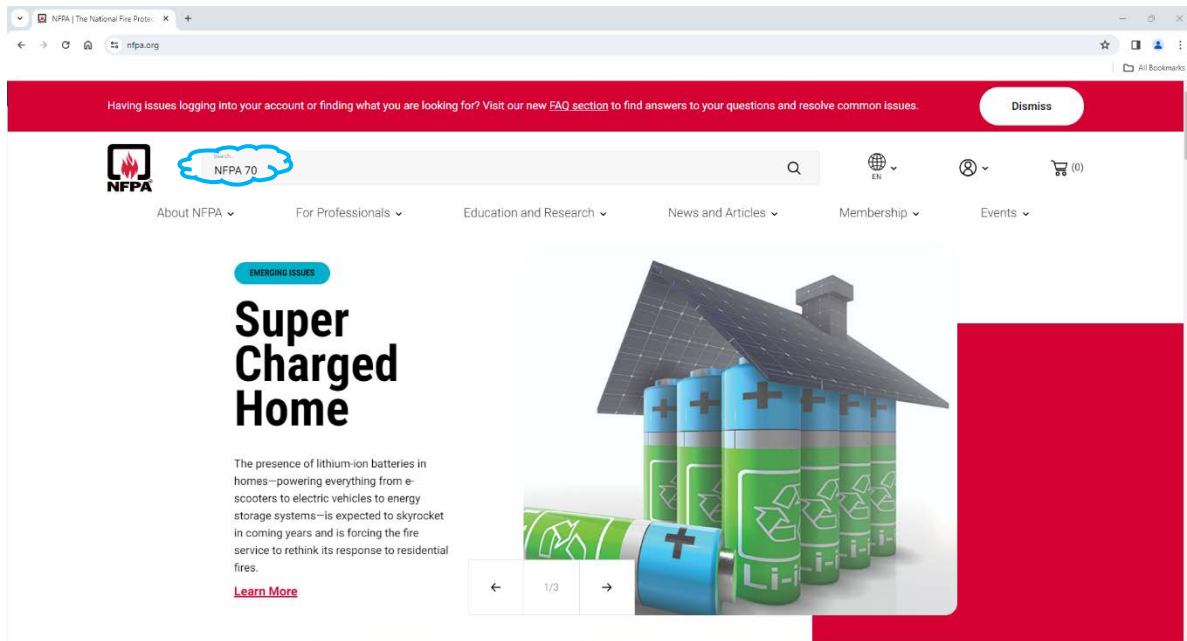
### *Step 1:*

Open an internet browser and type "NFPA.org" into the address bar then press enter



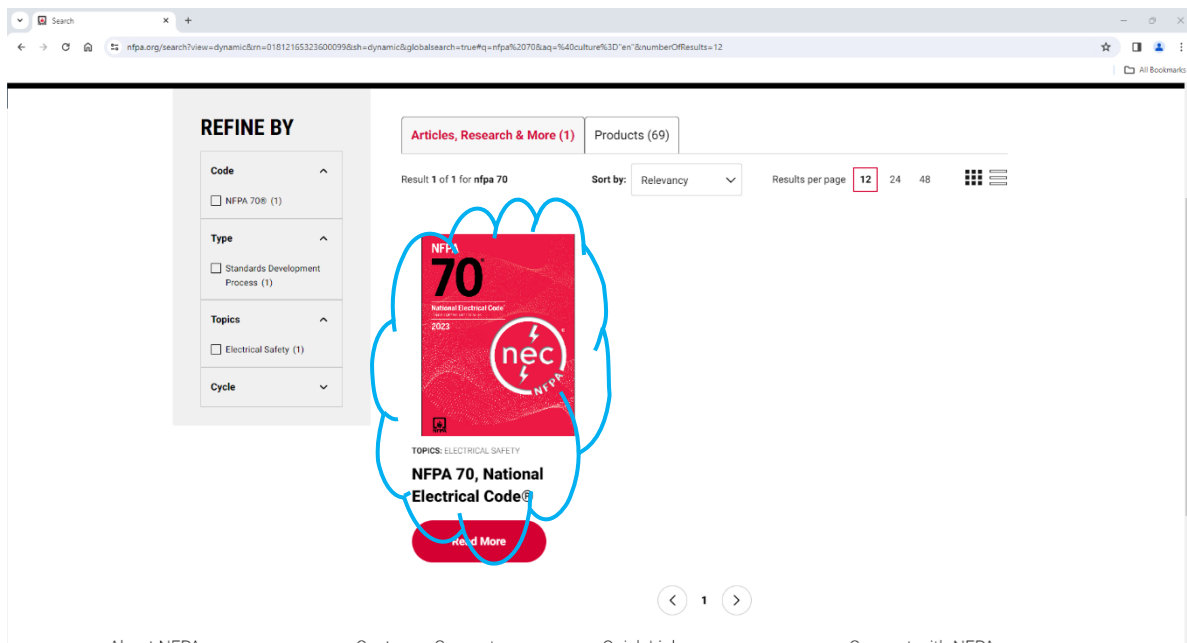
## Step 2:

In the search bar of the NFPA website type “NFPA 70” then press enter



## Step 3

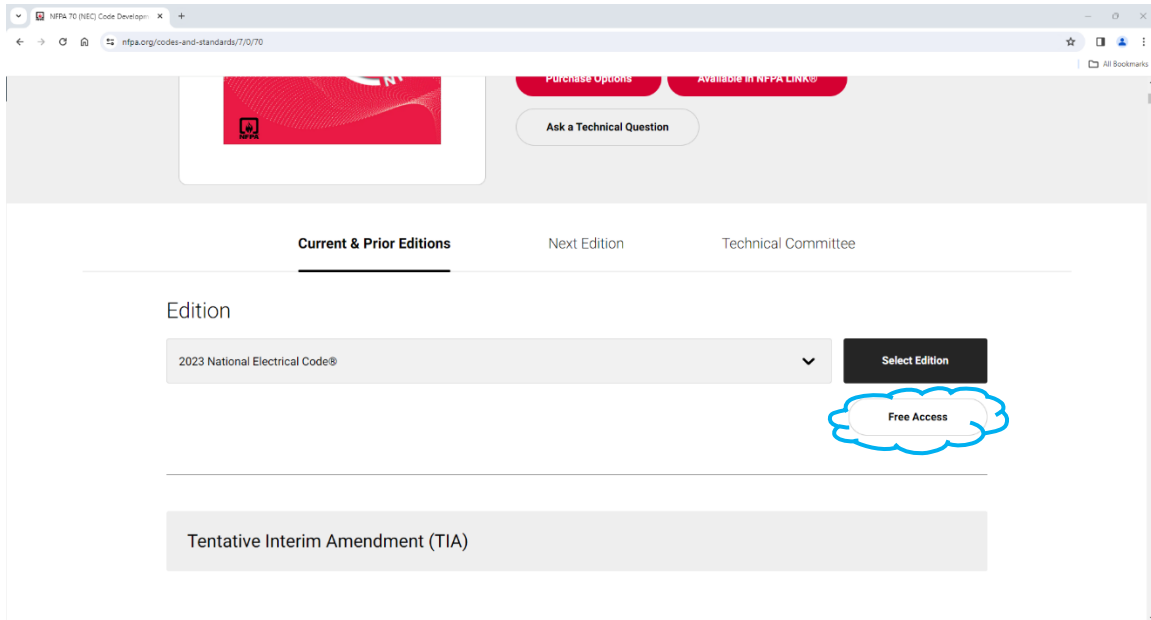
Select the NFPA 70 title that is displayed



PUBLIC UTILITIES  
COMMISSION  
BELIZE


**Step 4:**

Scroll down to the button that says “Free Access” and click that button




**Step 5:**

A new page will open where you will need to sign-in (if you already have an account) or sign-up for a new account by clicking the “Create account” button



## Step 6:

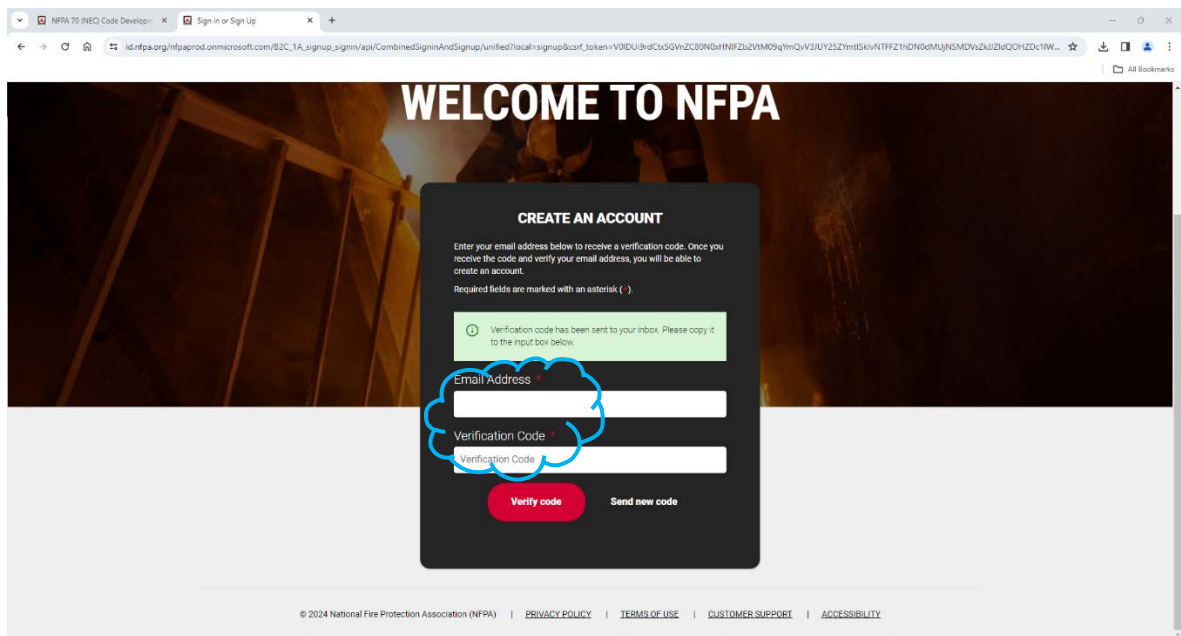
Enter your e-mail address



The screenshot shows a web browser window with the URL [id.nfpa.org/nfpaprod.onmicrosoft.com/82c\\_1a\\_signup\\_signup/api/CombinedSignInAndSignUp/unified?local=signup&csrf\\_token=V0DUU9rdC6u5GVhZC80N0xHNFZb2vYMO9qYmQvV3UJY25ZymtSkjNTFFZ1hDN06MUjNSMDVzKjZlZjQOHZDc1W...](https://id.nfpa.org/nfpaprod.onmicrosoft.com/82c_1a_signup_signup/api/CombinedSignInAndSignUp/unified?local=signup&csrf_token=V0DUU9rdC6u5GVhZC80N0xHNFZb2vYMO9qYmQvV3UJY25ZymtSkjNTFFZ1hDN06MUjNSMDVzKjZlZjQOHZDc1W...). The page features the NFPA logo at the top center. Below it, a dark banner with a fire scene background contains the text "WELCOME TO NFPA" and a "CANCEL" button. A central "CREATE AN ACCOUNT" form is displayed, with the following text: "Enter your email address below to receive a verification code. Once you receive the code and verify your email address, you will be able to create an account. Required fields are marked with an asterisk (\*)." The "Email Address" field is highlighted with a blue circle, and a "Send verification code" button is visible below it.

## Step 7:

Enter your e-mail along with verification code that was sent to your email



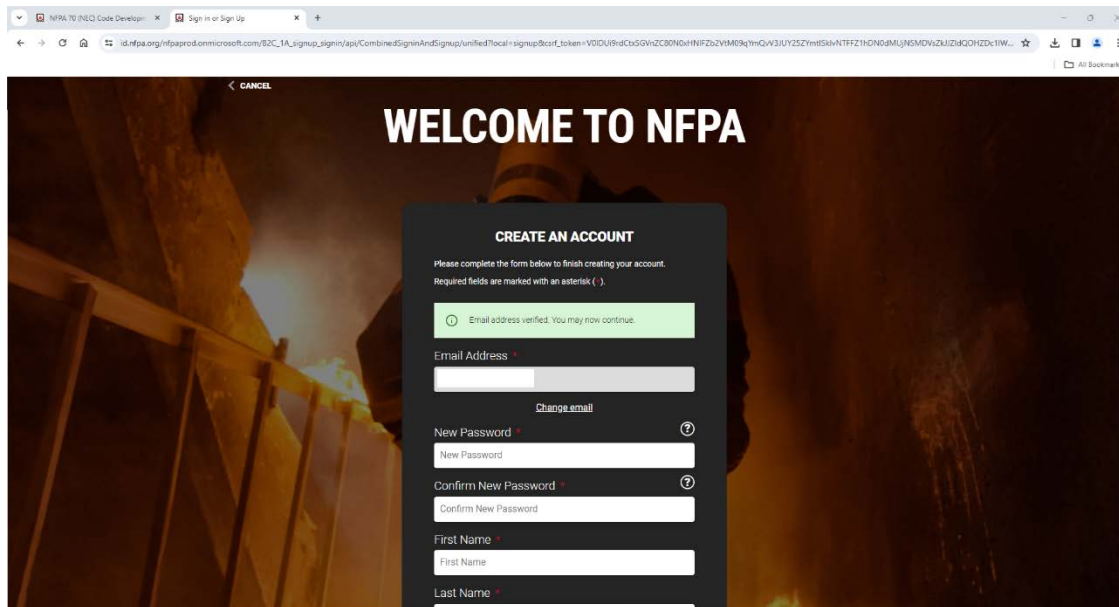
The screenshot shows the same web browser window as in Step 6. The "CREATE AN ACCOUNT" form now includes a green notification box that says: "Verification code has been sent to your inbox. Please copy it to the input box below." The "Email Address" and "Verification Code" fields are highlighted with a blue circle. The "Verify code" button is now active, and a "Send new code" button is also visible. At the bottom of the page, there is a footer with the text: "© 2024 National Fire Protection Association (NFPA) | [PRIVACY POLICY](#) | [TERMS OF USE](#) | [CUSTOMER SUPPORT](#) | [ACCESSIBILITY](#)".



PUBLIC UTILITIES  
COMMISSION  
BELIZE

## Step 8:

Fill in information for your account



The screenshot shows a web browser window with the URL [https://id.nfpa.org/nfpaprod.onmicrosoft.com/82c11a\\_signup\\_signup/Combined/SignInAndSignUp/unified/total?signin\\_token=VOIDU9hdCusGvNzC80N0vHNFZ6zYm09qYmGv3Uy25Zymf5skvNTFFZ1hGN04MJNSMDVzKjZHQOHZDc1TW...](https://id.nfpa.org/nfpaprod.onmicrosoft.com/82c11a_signup_signup/Combined/SignInAndSignUp/unified/total?signin_token=VOIDU9hdCusGvNzC80N0vHNFZ6zYm09qYmGv3Uy25Zymf5skvNTFFZ1hGN04MJNSMDVzKjZHQOHZDc1TW...). The page features a dark background with a fire scene and the text "WELCOME TO NFPA". A central "CREATE AN ACCOUNT" form is displayed, with a green success message: "Email address verified. You may now continue." The form includes fields for "Email Address", "New Password", "Confirm New Password", "First Name", and "Last Name". A "Change email" link is located below the email field.

## Step 9:

You will then be given read-only access to the 2023 NEC

